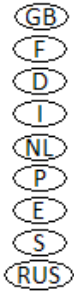



Installation
 Installation
 Einbauanleitung
 Installazione
 Installatie
 Instalacao
 Instalacion
 Installation
 Установка



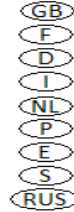
Elfab Limited
 Alder Road, North Shields, Tyne and Wear
 NE29 8SD, United Kingdom
 Phone : +44 (0) 191 2931234
 e-mail: sales@elfab.com - <http://www.elfab.com>

1

Inspect

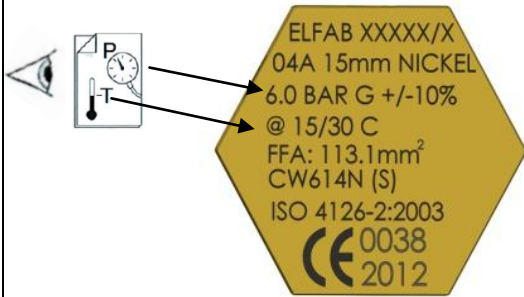


Do not use if damaged
 Ne pas utiliser si endommagé
 Niemals beschadigte berstscheibe einbauen
 Non utilizzare se danneggiato
 Indien beschadigd niet gebruiken
 Nao usar se avanado
 No utilice en caso de que este danado
 Far ej anvandas. Om det ar skadat
 Не пользоваться при повреждениях



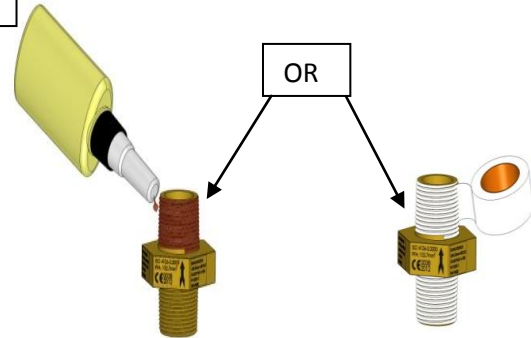
2

Inspect



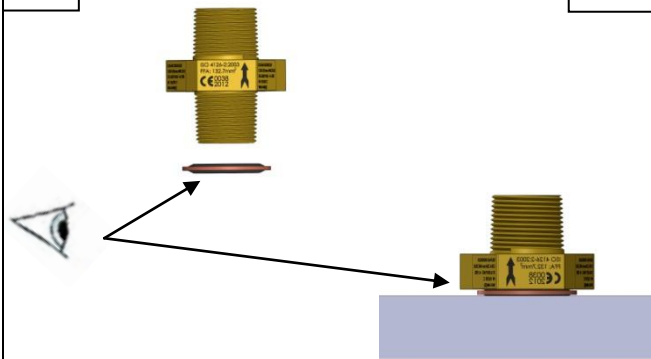
3a

NPT / BSPT



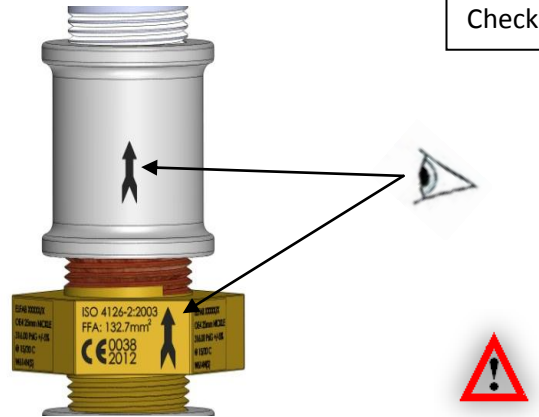
3b

BSPP



4

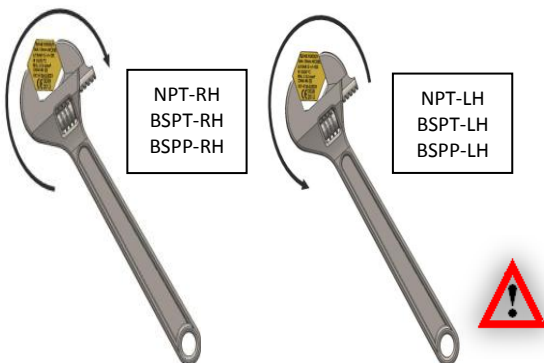
Check



5

See Table A for Torque

Table A - Maximum Torque Setting



Thread Size	Torque (Nm)
1/8" (Inch)	20
1/4" (Inch)	30
3/8" (Inch)	40
1/2" (Inch)	50
3/4" (Inch)	60
1" (Inch)	70
1 1/4" up to 2" (Inch)	85